

Standard range series 56 - stainless steel



Metric fittings

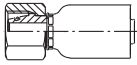
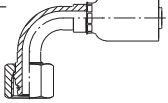
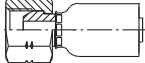
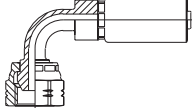
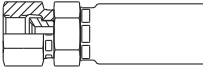
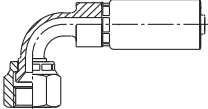
page 2

BSP fittings

page 3

SAE and JIC fittings

page 4

<p>CA Metric female swivel 24° with O-ring</p> <p>Light series – Metric swivel nut – ISO 12151-2</p> 	<p>CF Metric female swivel 24° with O-ring</p> <p>90° elbow – Light series – Metric swivel nut – ISO 12151-2</p> 
<p>92 BSP female swivel 60° cone</p> 	<p>B2 BSP female swivel 60° cone</p> <p>90° elbow</p> 
<p>06 SAE (JIC) 37° female swivel</p> <p>UNF swivel nut</p> 	<p>39 SAE (JIC) 37° female swivel</p> <p>90° elbow – UNF swivel nut</p> 

Portfolio

For pneumatic and hydraulic applications in demanding environments, your requirements will be met by Polyflex series 56 stainless steel product range. Thanks to their resistance to corrosion and acids, all components are suitable for tough environments.

Therefore we designed&defined the standard series 56 stainless steel portfolio to:

- Superior quality stainless steel grade 1.4571
- all listed items are standard stocked items
- Covering DIN, JIC and BSP connections
- Covering straight and 90° elbows
- Covering Size -3 to -8 (No jump sizes)

The corrosion resistance of stainless steel fittings is the perfect match to thermoplastic hoses for aggressive media or environments e.g. sea water.

Part number nomenclature

- All DIN and BSP end connection types will have metric hexagons as standard.
1CA56-10-4C - metric hexagon
- All JIC and SAE end connection types will have metric hexagons as standard.
10656-8-8C-SM - metric hexagon

On request

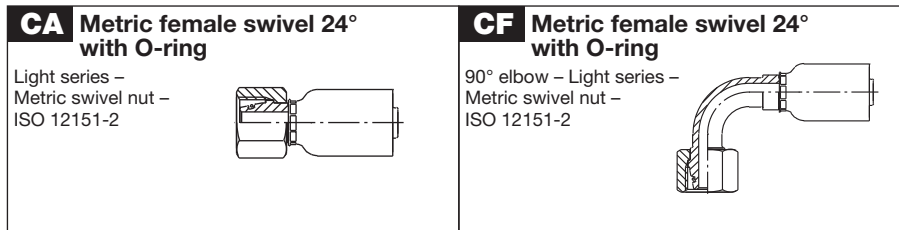
- Other end connections & sizes



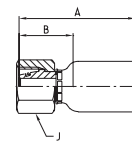
ENGINEERING YOUR SUCCESS.

Overview fitting series 56 - stainless steel

Metric fittings



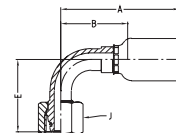
1CA56 – Metric female swivel 24° with O-ring Light series – Metric swivel nut – ISO 12151-2



Part No. #	DN size				Connection type		A mm	B mm	J mm	Max. WP MPa
	mm	inch	Thread size	Tube OD mm						
1CA56-6-3C	5	-03	4.8	3/16	M12x1.5	6	39.6	21.9	14	31.5
1CA56-8-4C	6	-04	6.4	1/4	M14x1.5	8	47.1	22.6	17	42.5
1CA56-10-5C	8	-05	7.9	5/16	M16x1.5	10	47.9	22.1	19	40.0
1CA56-12-6C	10	-06	9.5	3/8	M18x1.5	12	47.6	22.4	22	35.0
1CA56-15-8C	12	-08	12.7	1/2	M22x1.5	15	53.3	24.9	27	31.5

Fittings with standard O-ring seals can be used for temperatures from -35 °C up to +100 °C.

1CF56 – Metric female swivel 24° with O-ring 90° elbow – Light series – Metric swivel nut – ISO 12151-2



Part No. #	DN size				Connection type		A mm	B mm	E mm	J mm	Max. WP MPa
	mm	inch	Thread size	Tube OD mm							
1CF56-6-3C	5	-03	4.8	3/16	M12x1.5	6	48.0	30.3	30.0	14	31.5
1CF56-8-4C	6	-04	6.4	1/4	M14x1.5	8	55.0	30.0	28.5	17	42.5
1CF56-10-5C	8	-05	7.9	5/16	M16x1.5	10	66.0	40.0	29.0	19	40.0
1CF56-12-6C	10	-06	9.5	3/8	M18x1.5	12	63.0	38.0	35.0	22	35.0
1CF56-15-8C	12	-08	12.7	1/2	M22x1.5	15	68.0	39.6	42.6	27	31.5

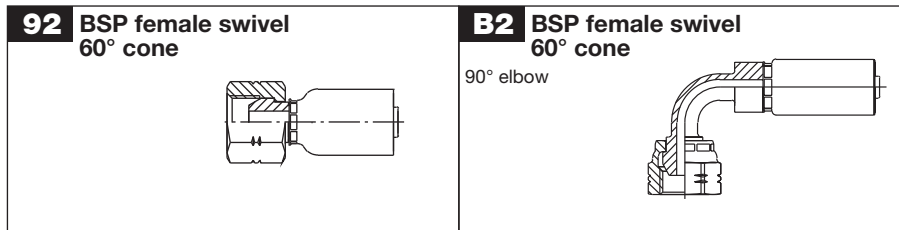
Fittings with standard O-ring seals can be used for temperatures from -35 °C up to +100 °C.

Hose types to be used with fitting series 56 (check individual sizes in detail – CAT4460)

56 550H / 540N / 560 / 510A / 518C / 53DM / 55LT / 2040N / 2040H / 520N / 528N / 580N / 588N / 590

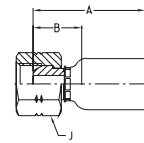
Overview fitting series 56 - stainless steel

BSP fittings



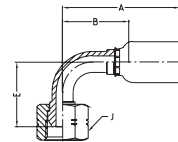
- BSP with O-ring on request

19256 – BSP female swivel 60° cone



Part No. #	DN size				Connection type		A mm	B mm	J mm	Max. WP MPa
	mm	inch	Thread size	Tube OD inch						
19256-4-3C	5	-03	4.8	3/16	G1/4	1/4	34.8	17.1	19	63.0
19256-4-4C	6	-04	6.4	1/4	G1/4	1/4	41.8	17.3	19	63.0
19256-6-5C	8	-05	7.9	5/16	G3/8	3/8	46.2	20.4	22	55.0
19256-6-6C	10	-06	9.5	3/8	G3/8	3/8	45.9	20.7	22	55.0
19256-8-6C	10	-06	9.5	3/8	G1/2	1/2	48.0	22.8	27	43.0
19256-8-8C	12	-08	12.7	1/2	G1/2	1/2	51.2	22.8	27	43.0

1B256 – BSP female swivel 60° cone 90° elbow



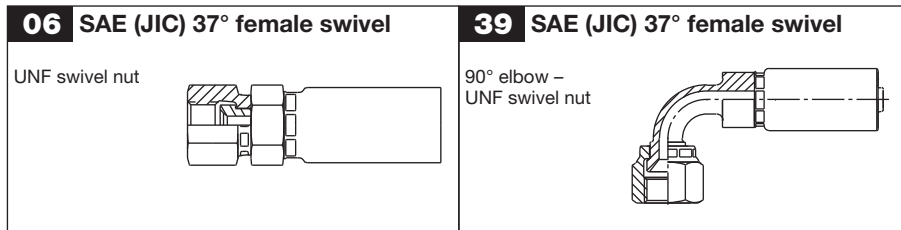
Part No. #	DN size				Connection type		A mm	B mm	E mm	J mm	Max. WP MPa
	mm	inch	Thread size	Tube OD inch							
1B256-4-3C	5	-03	4.8	3/16	G1/4	1/4	48.0	30.3	28.0	19	63.0
1B256-4-4C	6	-04	6.4	1/4	G1/4	1/4	53.0	29.0	28.0	19	63.0
1B256-6-5C	8	-05	7.9	5/16	G3/8	3/8	55.0	30.0	30.4	22	55.0
1B256-6-6C	10	-06	9.5	3/8	G3/8	3/8	66.0	41.0	33.0	22	55.0
1B256-8-8C	12	-08	12.7	1/2	G1/2	1/2	70.1	41.7	40.5	27	43.0

Hose types to be used with fitting series 56 (check individual sizes in detail – CAT4460)

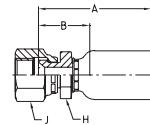
56 550H / 540N / 560 / 510A / 518C / 53DM / 55LT / 2040N / 2040H / 520N / 528N / 580N / 588N / 590

Overview fitting series 56 - stainless steel

SAE and JIC fittings

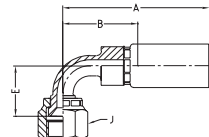


10656 – SAE (JIC) 37° female swivel UNF swivel nut



Part No. #	DN size				Connection type		A mm	B mm	H mm	J mm	Max. WP MPa
	mm	inch	Thread size	Tube OD inch							
10656-4-3C-SM	5	-03	4.8	3/16	7/16 - 20 UNF	1/4	45.2	27.5	12	17	41.0
10656-4-4C-SM	6	-04	6.4	1/4	7/16 - 20 UNF	1/4	52.0	27.5	14	17	41.0
10656-6-5C-SM	8	-05	7.9	5/16	9/16 - 18 UNF	3/8	56.6	30.8	14	19	34.5
10656-6-6C-SM	10	-06	9.5	3/8	9/16 - 18 UNF	3/8	56.3	31.2	17	19	34.5
10656-8-8C-SM	12	-08	12.7	1/2	3/4 - 16 UNF	1/2	64.4	36.0	22	22	34.5

13956 – SAE (JIC) 37° female swivel 90° elbow – UNF swivel nut



Part No. #	DN size				Connection type		A mm	B mm	E mm	J mm	Max. WP MPa
	mm	inch	Thread size	Tube OD inch							
13956-4-3C-SM	5	-03	4.8	3/16	7/16 - 20 UNF	1/4	44.4	26.7	21	17	41.0
13956-4-4C-SM	6	-04	6.4	1/4	7/16 - 20 UNF	1/4	51.0	26.5	21	17	41.0
13956-6-5C-SM	8	-05	7.9	5/16	9/16 - 18 UNF	3/8	54.1	28.4	23	19	34.5
13956-6-6C-SM	10	-06	9.5	3/8	9/16 - 18 UNF	3/8	56.0	30.7	23	19	34.5
13956-8-8C-SM	12	-08	12.7	1/2	3/4 - 16 UNF	1/2	63.0	34.6	29	22	34.5

Hose types to be used with fitting series 56 (check individual sizes in detail – CAT4460)

56 550H / 540N / 560 / 510A / 518C / 53DM / 55LT / 2040N / 2040H / 520N / 528N / 580N / 588N / 590

